

BLOCK WATCH

Captain/Co-Captain Information Session



**Safer Communities,
One Block at a time...**


Block Watch Society of BC

www.blockwatch.com



- Established in April 1993 as a non-profit society
- Operates with a Board of Directors
- Purpose
 - Obtains grant funds to provide free material wherever possible
 - Purchases material in bulk to reduce costs to programs
 - Provides mentorship & education
 - Partnerships with government agencies

How does Block Watch work??



Two significant commitments:

1. Be concerned about your neighbour's property
2. Report suspicious activity to the police then to your neighbours

Communication is the key!

- Knowing who belongs
- Knowing what to do if you observe suspicious activity
- Communicating with your neighbours and the police
- Signage and stickers
- Newsletter

Becoming a Captain/Co-Captain

- Must be in good standing in the Community.
- Complete an application form.
- Complete a Criminal Records check at the RCMP detachment – no cost
- Identify a Co-Captain to assist with Block Watch duties per above guidelines.
- Be willing to engage the Block with sign-up, training and administration.

Responsibilities of the Captain/Co-Captain

- Attend a compulsory training session for Block Watch with the BW Coordinator.
- Canvass neighbors to explain BW program and encourage participation.
- Maintain an accurate list and map of all participants and provide an updated copy to your crime prevention coordinator yearly.
- Host an initial meeting to implement the program.
- Ensure that yearly neighborhood meetings are held.

What Captains Don't Do

- Set rules or regulations for the block.
- Report crimes to the police on behalf of the block.
- Release private information of Block participants.
- Promote patrols of the Block to confront suspicious people.

Running Block Watch

Main Functions


- Set up communications between neighbors
- Serve as a link between BW participants and BW Co-ord.
- Be alert and observe and report
- Captain/Co-Captain responsibilities are not time consuming
- You do not have to be home at all times
- Ask others on the block to help you

Neighborhood Communication Process

First Step – Witness/Victim reports to police first when necessary
(not the Captain or Co-Captain's responsibility)

Next Step – Witness/Victim calls or emails Captain with file number

Last Step – Captain initiates fan-out to participants if necessary

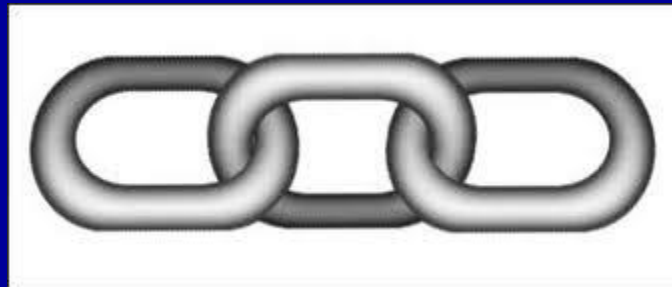


IMPORTANT – ALL SUSPICIOUS ACTIVITY TO BE REPORTED

Communication

THE CHAIN THAT SHOULDN'T BE BROKEN

An effective BW is all about the chain of communication. The links that keep the chain together. The leaders of the BW, Captains/Co-Captains and a detailed map that is shared among all members.



Ways to Communicate

- Personal Delivery of Newsletter
- Creating an e-mail or social media closed group
- Manual Fan-out set up to go at a moment's notice
- Reporting of suspicious activity to police and leaders
- Gatherings on a regular basis to promote friendliness while educating in crime prevention



Fan-outs

- Can be through email, telephone or social media
- Maintain confidentiality of victims
- Setup of the fan-out can be tailored to meet your needs and your area

- Watching out for one another helps keep the criminal out
- Improvement of Home Security
- Improvement of Auto Theft Prevention




Suspects must have:

A desire to commit a crime

The physical ability to commit a crime

An opportunity to commit a crime



Take away the opportunity.....



Starting a New Block Watch as a Captain /
Co-Captain



Canvass your block/area/complex to advise that BW is starting up

- Collect info for your map and sign-up list.
- Distribute Block Watch pamphlets
- Provide home security tips.

The Captain/Co-Captain are not responsible to keep crime off the block, to patrol the area or be responsible for anyone's home while they are away. They are there to exchange info between the Block and Police.

Block Map

- Make it clear to read
- Incl. street names, house numbers, names & phone numbers
- Incl. names and numbers of Captain/Co-Captain.
- Date the map.
- Indicate the direction North as a reference.
- Show the Non-Emergency number.

Maps / Sign up Lists


- Keep confidential
- Keep handy but out of sight
- Update regularly – an outdated map / list is of no use to anyone
- Map may be as elaborate as you wish
- Lists contain home or cell numbers in case of emergency

Confidentiality

- Some people may not want their unlisted numbers circulated – only the Captain will keep this number
- Strata lists may not be used due to Privacy Act

1600 Anderson

North



| | | | | |
|-------------------------------|-------------------------------|-----------------------------|-------------------------------|------------------------|
| 1601 S. Holmes 685-9816 | 1613 H. Hoover 681-9354 | 1625 J. Bond 682-0485 | 1657 B. Watson 681-0605 | 1683 Not Invited |
|-------------------------------|-------------------------------|-----------------------------|-------------------------------|------------------------|

1000 Bidwell

1000 Cardero

Lane

| | | | | |
|-------------------------------|---------------------------|----------------------------|------------------------------|-------------------------------|
| 1608 G. Hornet 687-2063 | 1632 Not Interested | 1644 G. Men 681-5547 | 1668 I. Morse 689-2540 | 1684 A. Copper 680-1405 |
|-------------------------------|---------------------------|----------------------------|------------------------------|-------------------------------|

1600 Comox

Block #
Date
Captain

Non-Emergency 250-723-2424

COMPLETE A SIGN UP LIST FOR THE BLOCK

PARTICIPANT LIST – We the undersigned, wish to participate in the Block Watch program. Permission is hereby given to provide the Block Watch coordinator with my name, address, phone number and e-mail address. Unlisted phone numbers may be withheld, if desired. The collected information is not disseminated, shared or distributed. This information will be removed at your request.

| House / Unit # | Street name | Full Name (please print clearly) | Phone # | E-mail address | Signature |
|-------------------|-------------|----------------------------------|---------|----------------|-----------|
| | | | | | |
| | | | | | |
| | | | | | |
| | | | | | |
| | | | | | |

Block Participant Training

- In order to move forward a Block needs 60 % participation to gain accreditation.
- Provide the BW Coordinator with the original copies of the Block Watch Map and Participant sign up List.
- Plan a location to host the initial Block Watch Training session with the BW Coordinator.
- Captains to invite participants and arrange refreshments.
- Block Watch Coordinator will attend and provide training to the participants.

-The group is not a legitimate Block Watch Group until the Coordinator receives their map and sign up list

-Once map/list are received, a Block Watch street sign(s) may be ordered from the Coordinator.

-If the BW office does not receive your map/list within 6 months, you will have to re-apply.



**Street
Sign**



**Window
Decal**

CAPTAINS CAN SHARE INFORMATION ON:

- Crime Trends
- Suspicious Activities
- Block Watch Alerts

Block Watch is only as good as the people who are running it and those who participate. You must keep everyone informed and aware of what is going on.

NEWSLETTERS

Quarterly Newsletters are received from your Block Watch Coordinator and are e-mailed to Block participants.

- Keeps people informed/engaged
- Maintains your profile as a leader
- Chance to share information
- Keeps people involved



Take the time to share the information and promote safety.

Yearly BW Gathering

Neighbors need to meet with one another to create a sense of community and a bond regarding crime prevention.

Have a gathering at least once a year at a BBQ, party, meeting, coffee party, pot luck, etc.

At your Gathering:

- Meet and introduce new neighbors and review block problems and look for solutions.
- Good time to pass on security advice.
- Share conversation
- Hand out manuals or other material
- Update and hand out map
- Show a video
- Encourage identification of valuables

New Neighbors

- Welcome them to BW
- Give them a participant's manual
- Introduce them to other residents
- Update your map and list
- Update the BW map for the BW office and participants

Identification of Valuables

- Purchase or borrow an engraver
- Securitags
- Photograph or videotape valuables
- Keep a list of serial numbers
- Once done, hand out decals (2 per household)



Sign



Decal

Engraving of Valuables

- Always use your BCDL or BCID
- Never use your SIN Number
- Engrave in two places on each item
- Increases chance of getting your property back
- Deterrent to burglars
- Enables police to identify items as stolen which could lead to arrest

BENEFITS OF BLOCK WATCH



- Reduces fear of crime through understanding & education
- Residents learn how to recognize suspicious behavior



Points of Interest

- Potential Insurance Discounts
- Neighborhood Signs
- House Signs
- Helping the Police with reporting suspicious activity
- Increased Block engagement
- Sharing of information via e-mail or closed social media group.

- Visit: www.blockwatch.com
- Local Contact: Dave Cusson
Community Policing Manager
dave.cusson@rcmp-grc.gc.ca
250-724-8962